

TIME TIMER®

Make Every Moment Count!®

GETTING STARTED WITH YOUR TIME TIMER® ORIGINAL

2021 & BEYOND EDITIONS (2ND GENERATION)

Congratulations on the purchase of your new Time Timer® Original 12", 8", or 3". We hope that it helps you make every moment count!



1

INSTALL 1 OR 2 AA BATTERIES

The battery compartment is located on the back of the Time Timer® Originals. Simply pull battery cover down to insert batteries into compartment. Close battery compartment by pressing closed until you hear a "click".



3" model requires 1 AA battery

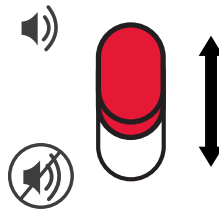


8" and 12" models require 2 AA batteries

2

CHOOSE YOUR SOUND PREFERENCE


The timer itself is quiet—no distracting ticking sound—but you can choose whether or not to have an alert sound when time is complete. Simply use the red on/off switch on the back of the timer to control audio alerts.



3

SET YOUR TIMER

Use the center knob to turn the red disk counter-clockwise until you reach your chosen amount of time. Immediately, your new timer will begin to countdown, and a quick glance will reveal the time left thanks to the brightly colored disk and large, easy-to-read numbers.



BATTERY RECOMMENDATIONS

We recommend using high-quality, name-brand alkaline batteries to ensure accurate timing and longevity. You may use rechargeable batteries with Time Timer®, but they may deplete more quickly than traditional batteries. If you do not plan to use your Time Timer® for an extended period of time (several weeks or more), please remove the battery to avoid corrosion.

scan for additional battery information




For one year of premium access to the Time Timer® App, scan the QR code on the package insert with your product and follow prompts.



DRY ERASE ACTIVITY CARD

The Dry Erase Activity Card, included in all new 2021 and beyond models of the Time Timer® Original line-up, can be placed into the slot on the top of the timer for time-to-task management or visual schedules.



PRODUCT CARE

Our timers are manufactured to be as durable as possible, but like many clocks and timers, they have a quartz crystal inside. This mechanism makes our products quiet, accurate and easy to use, but it also makes them sensitive to being dropped or thrown. Please use with care.

QUESTIONS? WE'RE HERE TO HELP: SUPPORT@TIMETIMER.COM